

hS hayat secret[®]

mind, body, soul & beyond

product manual – (Flexi)

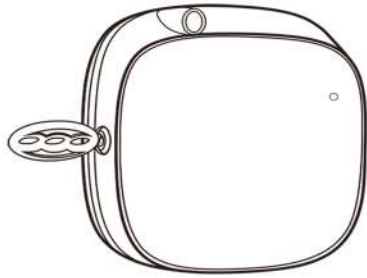


Unravelling the secrets of nature to nurture the mind, body and soul



info@hayatsecret.com

product manual

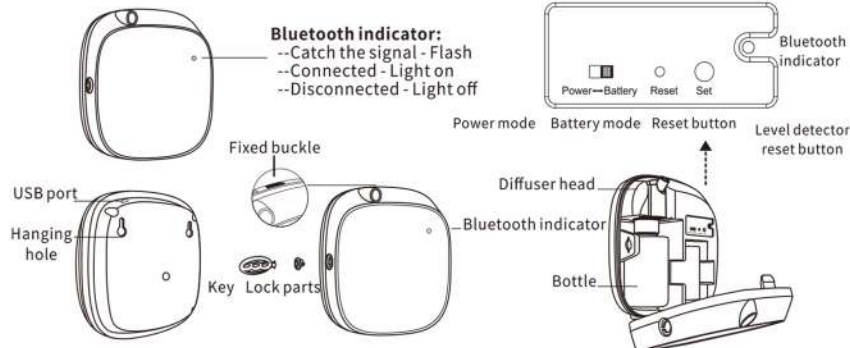


Flexi

- BT
- V3.1

01 Specification

- [Size] 148*58*158mm
- [Bottle] 100ml
- [Input] USB 5V = 0.3A MAX
- [Power] 1.5W
- [Coverage] 30m²/90m³/3200ft³
- [N.W.] 0.59kg
- [Material] plastic, acrylic



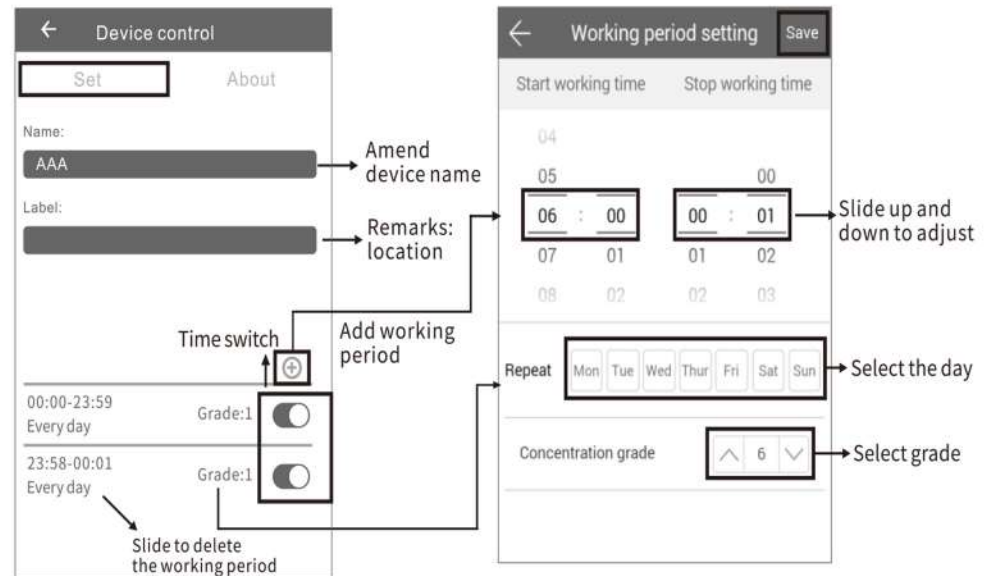
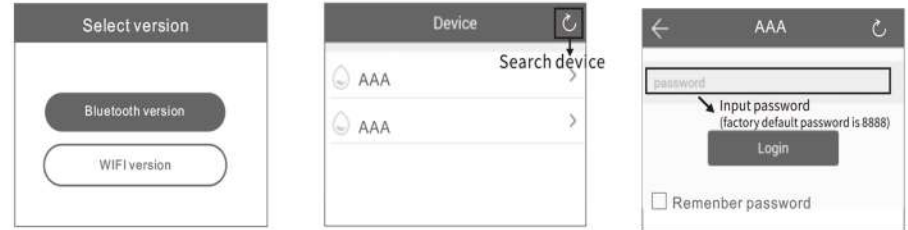
02 Bluetooth instruction

Where to get the app:

Please Search " Hayat Secret " in Google Play or App Store.

Note:

1. Please make sure that the Bluetooth function is turned on;
2. Please make sure that the location function of the mobile phone is turned on.



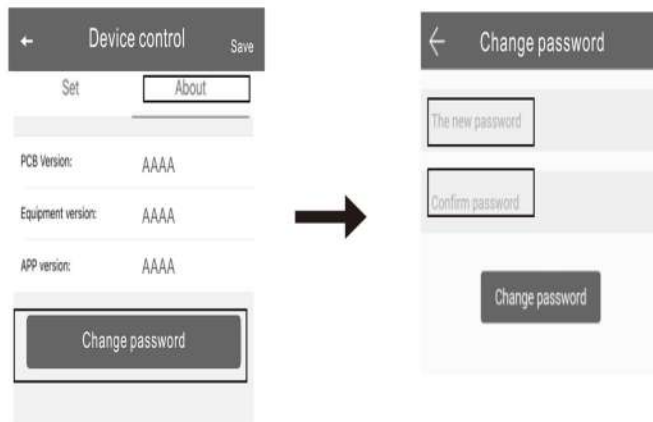
Hayat Secret App



product manual

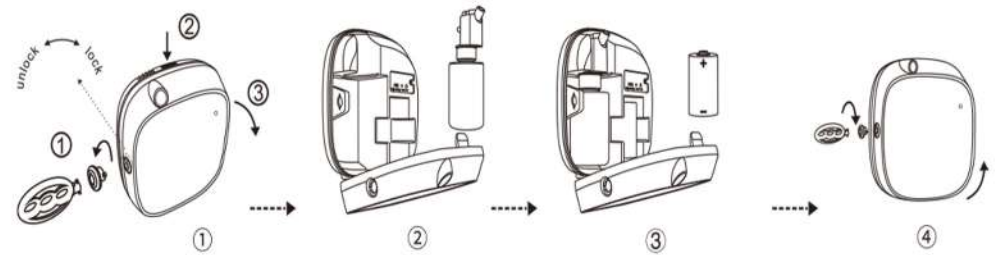


Amend password

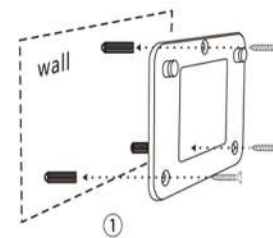


If you forget the password, please press the reset button to restore the factory setting. The factory settings password is 8888.

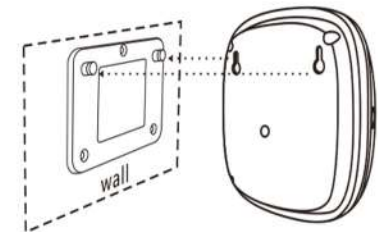
03 Installation step



1. Insert the key and the mating part, twirl to "unlock" and then pull them out. Press the fixed button on the top and push forward.
2. Tightly connect the atomizer head and the fragrance bottle, and install them to the machine
3. Choose "Power mode" or "Battery mode", plug in or insert the battery. (Please wait about 4 minutes to let machine charged on the first time connect with power.)
4. Insert the key to the mating parts, then insert them to the keyhole, twirl to "lock" for locking.



1. Drill the 3 screws into wall



2. Hang the machine to the screws

Note: 3M adhesive should only be applied to clean, flat tiles or wooden boards. It is important to secure the adhesive edge with sealant on the wall, since 3M adhesive has poor fixation performance, which may result in the machine falling down if mounted only with 3M adhesive.

product manual



04 Concentration and consumption

Grade	Work time(s)	Stop time(s)	Consumption(g/h)
G1	3s	900s	0.04
G2	3s	810s	0.05
G3	3s	720s	0.06
G4	3s	630s	0.07
G5	3s	540s	0.08
G6	3s	450s	0.13
G7	3s	360s	0.19
G8	3s	270s	0.24
G9	3s	180s	0.30
G10	3s	90s	0.35

Notes:

- 100ml oils can diffuse 6300-6700 times under normal circumstances;
- All of the above grade atomization work time is 3 seconds;
- Different grade and oil may with different consumption.

05 ⚠ Warning

- Please keep the machine vertical; Tilt or lie flatly may cause oil overflow; The machine efficiency may be affected. 
- Shall not modify, disassemble or repair the machine. If any failure happens to the machine, please contact our technical personnel. 
- Do NOT use quick charger for device.  
- When the machine is first used or hasn't been used for more than 7 days, the controlling board is out of power. Please insert the batteries/plug in and wait for 4 minutes, the machine will be back on auto matically.

06 Troubleshooting

Before asking to have the machine repaired, please try to diagnose the problem first following to below instructions.

Breakdown	Solution
Does not diffuse	-Check whether the mode you choose is correct or not. -Check if the machine is during "Non-Working period" -Air pump may be damaged, change a new one. -Check whether the tube is loose or not
Low diffuse	-The atomizing core is blocked, clean by alcohol or change a new component. -Check whether the gasket is damage/loose or not. -Check whether the tube is loose or not
Oil spill	-Check whether the bottle is loose or not -The gasket in the atomized head is damaged or loose.
Oil sprinkle	-The atomized head is damaged, change a new one -The machine is tilted or lie down, keep the machine vertical.
Abnormal noise	-The air pump is loose, retighten the pump -The air pump is damaged, change a new one.

07 Equipment cleaning

The machine needs to be cleaned when below situations happen:

- You're about to change to another kind of essential oil;
- The atomization volume becomes weak.

Cleaning steps:

- Pull out the atomized head, loose the bottle.
- Find a larger container and fill the industrial alcohol up, then soak the atomized head and the bottle for 5-10mins.
- Airing the atomized head and the bottle.

Note:

After cleaning the device, turn on the unit, press and hold SET button for 3 seconds to reset remaining oil level.



hs hayat secret[®]
mind, body, soul & beyond

Thank You For Reading

Unravelling the secrets of nature to nurture the mind, body and soul |  info@hayatsecret.com