

hS hayat secret[®]

mind, body, soul & beyond

product manual – (Portable)



Unravelling the secrets of nature to nurture the mind, body and soul



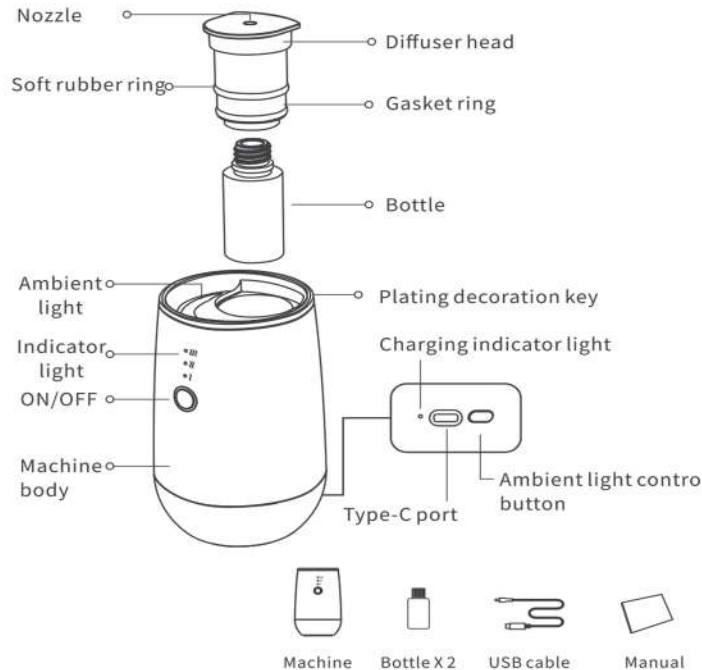
info@hayatsecret.com

product manual



Power: 3W Input Voltage: USB 5V N.W: 320g
 Materials: ABS+PP Coverage: 15ml/45m³/1600ft³ Bottle:15ml
 Dimension: φ75*123mm Li-battery: 2000mAh

Product Description:



Function Description:

Charging mode

When charging, the indicator light is always red, and when fully charged, the green light is always on.
 (Note: it refers to the charging indicator on the back)
 charge time: about 4h (When the battery is exhausted, it needs to be charged for at least 5 minutes before it can work again.)
 Battery duration: about 24h (working at G1)

Auto power off

When there is no operation, the device will automatically power off after 3 hours.

Ambient light

Total 9 light colors, they are red, orange, yellow, green, cyan, blue, purple, pink, white.

Diffuser head

Applied to most 5/10/15ml bottles in the market.

The Buttons

On/Off button: long press to switch the machine, short press to change grades.

Ambient light button: Press to change the light color or turn off the light.

Grade	Working time	Stop time	Consumption
G3	10S	60S	0.11g/h
G2	10S	120S	0.06g/h
G1	5S	150S	0.03g/h

Trouble shooting:

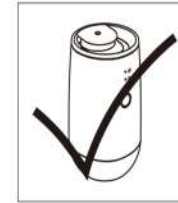
Before asking to have the machine repaired, please try to diagnose the problem first following to below instructions.

Breakdown	Solution
Do not diffuse	-The atomizing core may be blocked, please clean the impurities inside with alcohol or replace a new one. -Air pump may be damaged, please replace a new one. -The tube may be loose, please check and tighten it.
Weak diffuse	-The atomizing core may be blocked, please clean the impurities inside with alcohol or replace a new one. -The gasket may be damaged or loose, please tighten it or replace a new one. -The tube may be loose, please check and tighten it.
Oil leakage	-The bottle may be loose, please check and tighten it. -The gasket in the atomized head is damaged or loose, please tighten it or replace a new one.
Oil spill	-The atomized head may be damaged, please replace a new one. -The machine is tilted or lie flat, please keep it upright.
Abnormal noise	-The air pump may be loose, please check and tighten it. -The air pump may be damaged, please replace a new one.

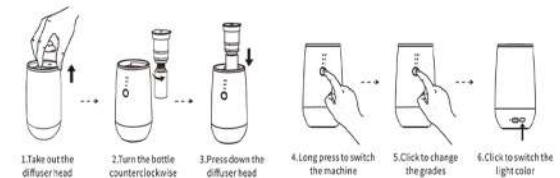
Cautions:

- ⚠️ 1. Please keep the machine vertical after installation. Tilting or lying flatly may cause oil overflow. The machine efficiency may be affected if the circuit board is contaminated.
- ⚠️ 2. Should not modify, dismantle or repair the machine arbitrarily. Any malfunction occurs, please contact with relevant technician in time.
- ⚠️ 3. Do not put the machine in a hot or humid place to avoid damage to the machine.
- ⚠️ Do NOT use quick charger for device.
- ⚠️ Do NOT use or store the device above 60°C.

Note: The machine should be kept vertically to avoid leakage and damage when working.



User Guide:



hs hayat secret[®]
mind, body, soul & beyond

Thank You For Reading

Unravelling the secrets of nature to nurture the mind, body and soul



info@hayatsecret.com